

A close-up, profile view of a Black woman wearing a black graduation cap and gown. She is smiling and looking to the left. Her hair is styled in long, dark braids. A yellow and blue sash is draped over her shoulder. The background is blurred.

Columbus City Schools **Brand & Style Guide**

Table of Contents

Contact Us.....2

Our Story and Mission2-3

Logos and Usage.....4-11

Colors & Fonts12-17

Photography & Resources18-25

 Communications Toolkit.....22

 School Logos23-25

The information contained in this style guide has been compiled as a resource for all staff members as you work with vendors, ensuring that each element is reproduced correctly. The Communications Department is available to help.

Contact us with questions!

Graphic Design:
Ali Wade awade2@columbus.k12.oh.us

Website Design:
Tia Wahl twahl@columbus.k12.oh.us



The Columbus City Schools Mission

Each student is highly educated, prepared for leadership and service, and empowered for success as a citizen in a global community.

Communicating Our Story

Every great story has a hero, and we are not it.

Our staff, students and community are the heroes; we are their guide. We offer leadership, direction, and serve as a bridge to celebrate our diverse communities through transparent and engaging messaging. Together, we are dedicated to fostering a learning environment where communication catalyzes academic achievement, unity, and empowerment within the District.

With this in mind, our branding has three goals:

To Clarify Columbus City Schools' unique characteristics.

To Ensure Key themes are present in all communications.

To Encourage Vibrant internal and external communication.





Logos & Usage



COLUMBUS
CITY SCHOOLS

Primary & Secondary Logos

Our logo is a visual representation of our brand. It is designed to conjure an immediate, positive perception by the viewer. It also functions as a reminder of the culture we strive to build and maintain as we pursue our mission. In other words, the logo goes hand-in-hand with our district brand, so proper use is paramount.

To download the logos, visit www.ccsch.us/branding

Primary Horizontal Logo:



COLUMBUS
CITY SCHOOLS

The primary logo is the horizontal version.

When available space is taller than it is wide, the secondary stacked logo may be better suited.

When using Columbus City Schools brand elements, whether the item on which the element is applied is for internal use, departmental use, organization use, being publicly displayed, being sold or otherwise distributed in commerce, all uses must adhere to the specifications in this guide. Never place any graphics or text on top of any version of the logos. Never change any of the logo colors.

Please see page 23 for campus-specific colors and logos.

Secondary Stacked Logo:




Size



In print applications, do not make any version of the logo so small that the text can't be read. For very small applications, the circular apple icon alone is best. See page 8.

Spacing

Give any version of the logo room to breathe. Use the height of the "L" in Columbus as a guide to avoid overcrowding the logo.



Alternate Colorways

There are times when our traditional red and black doesn't work. This page includes the only acceptable alternatives for the Columbus City Schools logo.



Icon Only Logos

For use when "Columbus City Schools" is stated in text nearby, when the text would be too small to read on the full logo, or as an accent. Do not put anything on top of this logo.

Use the apple logo as a decorative element in communications with audiences who are already familiar with Columbus City Schools. The rules for this logo are more flexible, it can be bled off of a page or used as a design element. If you have any questions about its use, please contact the CCS Communications Department.

On Most Backgrounds:






On Red Backgrounds:



One-Color Logos

Some applications require a one-color logo. Use these carefully. The apple on these logos is negative space, and it is important to pay attention to the background color. Do not put the one-color logo on backgrounds that aren't red or white.

The apple in the logo should always be red or white.



Here the apples in the logo are the green gradient and black- the apple should always be red or white.

Logo Don'ts:

A. Squish the logo



B. Stretch the logo

C. Rearrange the logo



D. Change the logo colors

E. Retype or change the logo fonts



F. Remove the apple icon

G. Reverse the apple icon



H. Change the opacity of the logo

I. Rotate or skew the logo



J. Add elements to the logo

K. Change the logo's proportions



L. Outline any part of the logo

M. Crop the logo



N. Warp or distort the logo

O. Place other graphics on top of the logo



P. Use an old logo

Departmental Logos

Standard department text
& CCS logo lockup

When part of the department name can be emphasized, do so using Poppins ExtraBold & Poppins Light.


When the title is of equal emphasis, use Poppins SemiBold.

Where possible, make the two lines equal in width.


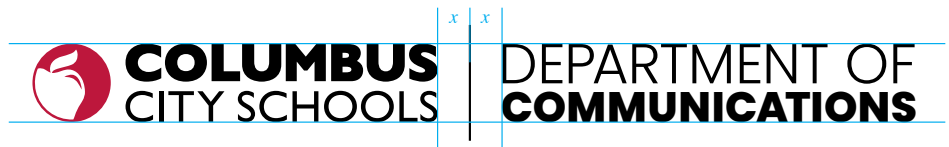
Where lines need to be unequal in length, center justify the text in stacked versions and left justify the text in horizontal versions.

Please contact the Communications Department to have a Departmental logo made and sent to you.

Stacked Versions:



Horizontal Versions:





Colors & Fonts



CCS Colors

The color red plays an important role in Columbus City Schools' identity, currently and historically. Red is our primary color, representing the strength, passion, and confidence that imbues Columbus City Schools at every level. Where possible, our specific red should be present in some capacity in all of our communications, if only the logo.

The blues are secondary colors. They convey tranquility, integrity, imagination, and reliability. Use them as an accent to our red to lend your composition both visual and emotional balance. Never make our logo one of these blues, or any other color.

Consistent use of these colors together on District communications makes for an instantly recognizable, cohesive identity across all media. Layouts should lean heavily on these colors, but that does not mean that other colors are prohibited. Columbus City Schools is a broadly diverse and intentionally inclusive school district.

The full spectrum of color can and should be at your disposal when creating for Columbus City Schools.

Please see page 23 for school-specific colors and logos.



CCS Red

Pantone (PMS) color: 200C

CMYK value: 9/100/71/16

RGB value: 189/23/60

Hex Color: #BE2036




CCS Blue

Pantone (PMS) color: 2945C

CMYK value: 100/46/5/18

RGB value: 0/100/157

Hex Color: #00649D



CCS Light Blue

Pantone (PMS) color: 291C

CMYK value: 35/5/1/0

RGB value: 159/239/238

Hex Color: #9FD1EE



CCS Navy

Pantone (PMS) color: 539C

CMYK value: 100/91/38/36

RGB value: 25/39/81

Hex Color: #192751

Special Considerations

Do not use CCS Red and CCS Blue in a manner that visually vibrates.

CCS Red and CCS Navy make for a professional pairing for more serious subject matter.

CCS Red and CCS Light Blue pair well for playful or youthful applications.

Do not hesitate to use school colors or others for visual impact and freedom.



this vibrates.

Professional.

Playful!



**COLUMBUS
CITY SCHOOLS**

Typefaces

Poppins is the primary typeface for Columbus City Schools. It has a wide range of weights suitable for any layout and offers a great deal of flexibility for the layout of headings, body copy, and captions throughout a variety of media. It is available for download for free from Google Fonts, Adobe Fonts, and for use in Canva.

If you are in need of a serif font, Noto Serif or Roboto Slab are preferred. Both are also available on Google Fonts, Adobe Fonts, and for use in Canva.

Poppins Thin

Poppins Thin Italic

Poppins ExtraLight

Poppins ExtraLight Italic

Poppins Light

Poppins Light Italic

Poppins Regular

Poppins Italic

Poppins Medium

Poppins Medium Italic

Poppins SemiBold

Poppins SemiBold Italic

Poppins Bold

Poppins Bold Italic

Poppins ExtraBold

Poppins ExtraBold Italic

Poppins Black

Poppins Black Italic

Noto Serif Regular

Noto Serif Italic

Noto Serif Bold

Noto Serif Bold Italic

Roboto Slab Thin 100

Roboto Slab ExtraLight 200

Roboto Slab Light 300

Roboto Slab Regular 400

Roboto Slab Medium 500

Roboto Slab Semibold 600

Roboto Slab Bold 700

Roboto Slab ExtraBold 800

Roboto Slab Black 900

[Poppins font download](#)


[Noto Serif font download](#)

[Roboto font download](#)

If you are unable or unwilling to download fonts to your computer, please use Avenir, Helvetica, Tahoma, or Georgia.



Photography & R



Resources




COLUMBUS
CITY SCHOOLS

Photography

Eye-catching, people-centric photography is one of the key ways we communicate our brand and position ourselves within our community.

Use current Columbus City Schools photos as much as possible. Stock photos should be reserved for sensitive subject matter. Do not use stolen photos from Google Images in publications. Photos of more than one person should show diversity of any kind- age, race, gender, etc.



If you have photos from CCS school events, schools, or activities, please email them to awade2@columbus.k12.oh.us for use in district publications. It is the responsibility of the photographer to make sure that any students whose faces are featured have a signed photo waiver on file. Please ask relevant parents, teachers, or principals to confirm.

If you are a professional photographer and would like CCS to hire you, we are always in need of new photos. Please submit your portfolio and information to awade2@columbus.k12.oh.us. Background check and vendor registration will be required.



Communications Toolkit

This is a one-stop shop for anything you need for branding. This will grow as we receive feedback and build more capability, so check back often. You will need to be logged in with your CCS email address to access these resources. Access will not be granted to non-school accounts.

- [Communications Toolkit link](#)
 - [Columbus City Schools Logos download](#)
 - [Poppins font download](#)
 - [Noto Serif font download](#)
 - [Roboto font download](#)
 - CCS Photo bank
 - Business cards – There is one Business Card template for CCS. They are ordered through the Print Shop, and we are not allowed to customize them.
 - [Letterhead template](#)
 - [Google Slides – School template](#)
 - [Google Slides – Profesional template](#)
 - Canva Flyer Templates
 - [Design request form link](#)
 - Print shop request form link
 - [Media Tech request form link](#)
 - Apparel & Promotional items – Please send your designs to awade2@columbus.k12.oh.us for approval by the CCS Communications Department.

Individual School Branding

Please click on the school to visit it's building toolkit. Must be signed in with a CCS email address.



[Alpine ES](#)
Mountain Climbers
Green & Yellow



[Arts Impact MS](#)
Artists
Black & White



[Avalon ES](#)
Eagles
Hunter Green & Yellow



[Avondale ES](#)
Eagles
Purple



[Beatty Park ES](#)
Bobcats
Navy Blue



[Beechcroft HS](#)
Cougars
Brown & Yellow



[Berwick Alternative K-8](#)
Bulldogs
Green



[Binns ES](#)
Bulldogs
Red



[Briggs HS](#)
Bruins
Purple & Gold



[Broadleigh ES](#)
Bobcats
Green & White



[Buckeye MS](#)
Panthers
Red & Black



[Burroughs ES](#)
Bees
Yellow & Black



[Cassady ES](#)
Cheetahs
Red



[Cedarwood Alt ES](#)
Woodchucks
Royal Blue



[Centennial HS](#)
Stars
Red & Navy Blue



[Champion MS](#)
Tigers
Orange & Black



[Clinton ES](#)
Cubs
Green & White



[Colerain ES](#)
All Stars
Royal Blue



[Cols. Africentric EC K-12](#)
Nubians
Purple & Black



[Columbus Alternative HS](#)
Pegasus
Black & Silver



[Cols. City Prep for Boys](#)
Eagles
Black & Burgundy



[Cols. City Prep for Girls](#)
Lady Pumas
Pink & Black



[Cols. Downtown HS](#)
Green & Black



[Cols. Gifted Academy 3-8](#)
Phoenix
Yellow & Black



[Cols. Global Academy 9-10](#)
Lions



[Cols. International HS](#)
Lions
Purple



[Cols. Online Academy](#)
Chargers
Yellow & Black



[Cols. Scioto 6-12](#)
Sharks
Blue



[Cols. Spanish Immersion](#)
Aztecs



[Como ES](#)
Dragons
Green



[Cranbrook ES](#)
Cougars
Blue & Red



[Devonshire ES](#)
Cheetahs
Red, Gold & Black



[Dominion MS](#)
Polar Bears



[Duxberry Park ES](#)
Dragons
Green & Yellow



[Eakin ES](#)
Eagles
Royal Blue & Yellow



[East Columbus ES](#)
Eagles
Navy Blue & Yellow



[East HS](#)
Tigers
Orange & Black



[East Linden ES](#)
Eagles
Red & Blue



[Eastgate ES](#)
Tigers
Orange & Black

Individual School Branding

Please click on the school to visit it's building toolkit. Must be signed in with a CCS email address.



[Easthaven ES](#)
Eagles
Purple & Yellow



[Eastmoor Academy](#)
Warriors
Blue & Red



[Ecole Kenwood](#)
Lions



[Fairmoor ES](#)
Bears
Red



[Fairwood ES](#)
Falcons
Blue



[Forest Park ES](#)
Pandas
Red



[Fort Hayes Arts & Academics](#)
Red & Black



[Fort Hayes Career Center](#)
Red



[Gables ES](#)
Gators
Green



[Georgian Heights ES](#)
Red-Tailed Hawks
Burgundy & Yellow



[Hamilton STEM Academy](#)
Hawks
Royal Blue & Light Blue



[Highland ES](#)
Wildcats
Blue & White



[Hilltonia MS](#)
Eagles
Hunter Green



[Hubbard ES](#)
Huskies
Blue



[Huy ES](#)
Eagles
Royal Blue & White



[Independence HS](#)
Seventy-Sixers
Red & Blue



[Indian Springs ES](#)
Falcons
Green



[Indianola Informal K-8](#)
Knights
Purple



[Innis ES](#)
Eagles
Red & Blue



[Johnson Park MS](#)
Panthers
Burgundy & Black



[Leawood ES](#)
Lions
Navy Blue



[Liberty ES](#)
Lions
Yellow



[Lincoln Park ES](#)
Eagles
Royal Blue & Yellow



[Lindbergh ES](#)
Lions
Green & Yellow



[Linden-McKinley STEM](#)
Panthers
Burgundy & Black



[Linden Park ECEC](#)
Red



[Linden STEM Academy](#)
Leopards
Hunter Green



[Livingston ES](#)
Lions
Blue & Yellow



[Maize ES](#)
Mustangs
Blue



[Marion-Franklin HS](#)
Red Devils
Red & Black



[Medina MS](#)
Mustangs
Green & White



[Mifflin HS](#)
Punchers
Blue & Black



[Mifflin MS](#)
Bulldogs
Green



[Moler ES](#)
Bulldogs
Red



[North Linden ES](#)
Cheetahs
Dark Gray



[Northgate Intermediate](#)
Wolves
Purple



[Northland HS](#)
Vikings
Green & Yellow



[Northtowne ES](#)
Knights
Burgundy



[Oakland Park ES](#)
Cheetahs
Red

Individual School Branding

Please click on the school to visit it's building toolkit. Must be signed in with a CCS email address.



[Oakmont ES](#)

Owls
Blue & White



[Ohio Avenue ES](#)

Tigers
Orange



[Olde Orchard ES](#)

Pandas
Red & Black



[Parkmoor ES](#)

Panthers
Gold & Black



[Parsons ES](#)

Panthers
Red & Black



[Ridgeview MS](#)

Pirates
Black & Yellow



[Salem ES](#)

Sharks
Red & Yellow



[Scottwood ES](#)

Lions
Blue



[Shady Lane ES](#)

Wildcats
Red, Black & White



[Sherwood MS](#)

Eagles
Green & Yellow



[Siebert ES](#)

Stallions
Blue



[South HS 7-12](#)

Bulldogs
Blue



[South Mifflin STEM](#)

Bears
Blue



[Southwood ES](#)

Eagles
Blue



[Starling PreK-8](#)

Spartans
Blue



[Stewart Alternative ES](#)

Eagles
Red



[Sullivant ES](#)

Eagles
Blue & Yellow



[Trevitt ES](#)

Tigers
Yellow



[Valley Forge ES](#)

Patriots
Red & Blue



[Valleyview ES](#)

Vikings
Purple & Yellow



[Walnut Ridge HS](#)

Scots
Red & Black



[Watkins ES](#)

Bees
Yellow & Black



[Wedgewood MS](#)

Warriors
Blue & White



[Weinland Park ES](#)

Stars
Navy Blue & Yellow



[West HS](#)

Cowboys
Brown & Buff



[West Broad ES](#)

Raptors
Blue



[Westmoor MS](#)

Eagles
Blue & Yellow



[West Mound ES](#)

All Stars
Red & Blue



[Westgate ES](#)

Gators
Green & White



[Whetstone HS](#)

Blue



[Windsor STEM Academy](#)

Knights
Blue



[Winterset ES](#)

Wildcats
Blue



[Woodcrest ES](#)

Stars
Blue & Yellow



[Woodward Park MS](#)

Wildcats
Navy Blue & Yellow



[World Language MS](#)

Leopards
Purple & Black



[Yorktown MS](#)

Pirates
Blue & Yellow